

615 BPR

Automatic barrier for beams up to 5 m

- Hydraulic operator with opening and closing block
- Ideal for medium transit frequency and for controlling small and medium private areas
- Anti-crushing hydraulic safety device
- Manual release by triangular key
- Already equipped with limit-switches
- Accommodate use of anti-vandal valve

NEW

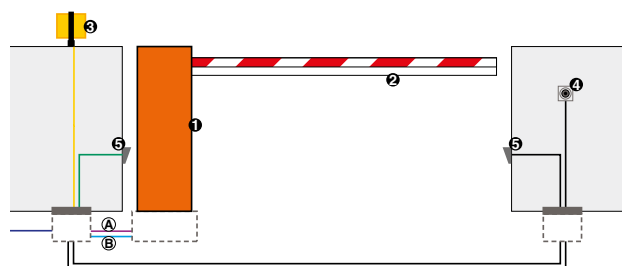
- New round beam with light support
- Barrier with new RAL 9006 colour Grey.



DIMENSIONS AND TECHNICAL SPECIFICATIONS OF 615 BPR

	615 BPR STD	615 BPR RAP
Power supply voltage	230 Vac (+6% -10%) 50 (60) Hz	
Electric motor	single-phase, bi-directional	
Absorbed power	220 W	
Absorbed current	1A	
Motor rotation speed	1400 r.p.m.	2800 r.p.m.
Pump flow rate	1,5 l/min	3 l/min
Thermal protection on motor winding	120°C	
Effective torque	0 to 400 Nm	0 to 300 Nm
Operating ambient temperature	-20°C to +55°C	
Weight	34 kg	
Type of oil	FAAC HP OIL	
Barrier body treatment	100 micron epoxy zinc-plating anti-corrosion treatment	
Paint	Polyester RAL 2004 - RAL 9006	
Protection class	IP 44	
Max. consecutive cycles (at 20°)	220	340
Type of rectangular beam	standard-standard with skirt (4m) - articulated standard	standard
Dimensions (L x D x H) in mm	270 x 140 x 1015	
Thrust capacitor	8 µF 400 V	

TYPICAL INSTALLATION EXAMPLE



■ (A) Low voltage cabling

- 3 cables 3x0.5
- 1 cable 2x0.5

■ (B) Power cabling (230V)

- 1 cable 2x1.5+T
- 1 cable 2x1.5

N.B: Cable sections in mm²

Ref.	Q.ty	Description of material	Item code	Kit
①	1	615 BPR standard barrier body with in-built control unit 596/615BPR	104906	Not available
	1	Foundation plate for 615	490073	
	1	Fastening pocket for rectangular beam	428342	
②	1	Rectangular beam 4,815 mm	428091	
	1	Balancing spring wire 8	721018	
	1	Receiver board RP 433 SLH	787824	
	1	Two-channel transmitter XT2 433 SLH LR	787007	
③	1	Flashing lamp FAACLIGHT	410013	
⑤	1	Pair of photocells FOTOSWITCH	785152	
	2	Aluminium columns for FOTOSWITCH	401028	
④	1	Key-operated push-button T10	401010001/36	
	2	Foundation plates for columns	737630	
	1	Plastic container to be walled in	720086	

Notes

ATTENTION: The configuration does not include the safety devices (i.e.: active or passive safety edges) that are to be determined according to the specific "risk analysis" of each installation (Ref.: UNI-EN 12445 and 12453 European Standards).

- The indicated price does not include the installation costs and the expenses for masonry, electrical and metalwork preparations.

615 BPR

Model	Use			Control unit	Item code
	Beam max. length (m)	Opening time (s)	Use frequency (%)		
615 BPR standard	5.00	6	50	Built-in 596/615 BPR	104906
615 BPR standard RAL 9006 Grey NEW	5.00	6	50	Built-in 596/615 BPR	104910
615 BPR rapid	2.50	3	40	Built-in 596/615 BPR	104907
615 BPR rapid RAL 9006 Grey NEW	2.50	3	40	Built-in 596/615 BPR	104911

The packages 615 include: barrier body, hydraulic transmission system complete with hydraulic control unit and double-acting piston, installation accessories, a triangular release key.

CONTROL UNITS



Built-in control board 596/615 BPR
Technical specifications page 149

SPECIFIC ACCESSORIES



Skirt kit (*) length 2 m
(only for standard rectangular beams)

Item code 4282431



Skirt kit (*) length 3 m
(only for standard rectangular beams)

Item code 4282441



Articulation kit - max. ceiling height 3 m
(only for standard rectangular beams)

Item code 428137



Standard rectangular beams - 5 lengths:

Length	1,815 mm
Item code	428087
Price (euro)	81.40
Length	2,315 mm
Item code	428088
Price (euro)	91.70
Length	2,815 mm
Item code	428089
Price (euro)	100.50
Length	3,815 mm
Item code	428090
Price (euro)	110.30
Length	4,815 mm
Item code	428091



Round beams (while stocks last)

Length	2,500 mm
Item code	428078
Price (euro)	128.90
Length	3,000 mm
Item code	428075
Price (euro)	147.30
Length	4,000 mm
Item code	428079
Price (euro)	164.90
Length	5,000 mm
Item code	428149



Fastening pocket for rectangular or round beams

Rectangular beams	
Item code	428342
Price (euro)	40.20
Round beams (while stocks last)	
Item code	428152



Foundation plate

Item code 490073

Notes

- **IMPORTANT:** the beam fastening pocket and the balancing spring are not included in the case and must be ordered separately. Consult "Specific Accessories" and "Balancing springs".
- (*) For use of the skirt kit and/or end foot, we advise you to select the most suitable balancing spring (see relevant table on the following page).



End foot for rectangular beams (*)

Item code 428215



Support fork for beams

Item code 722633



Fork support plate

Item code 737621



Additional triangular release key (10 pcs package)

Item code 713002



Anti-vandal valve

Item code 401066

615 BPR



Available starting May 2012

S ROUND BEAMS AND SPECIFIC ACCESSORIES



Round beams S (stickers not included)

Length	2,300 mm
Item code	428045
Price (euro)	90.80
Length	3,300 mm
Item code	428042
Price (euro)	110.20
Length	4,300 mm
Item code	428043
Price (euro)	135.70
Length	5,000 mm
Item code	428002



Fastening pocket for S 615/620 round beams

Item code 428445



End foot for S/L round beam

Item code 428442



Support fork for S/L round beam

Item code 728487



Support fork for S/L round beam support fork

Item code 728488



Reflective strip kit

Item code 490117



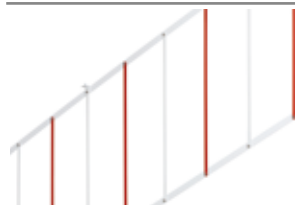
Kit for connecting 615 round beam lights

Item code 390081



Luminous cord package containing 11 m

Item code 390993



2 m skirt kit for S/L round beam

Item code 428441

Balancing springs for rectangular beams

Ø	Rectangular beams	Rect. beam with skirt	Rect. beam with foot	Rect. beam with skirt and foot	Item code
5,5	1,315 mm to 2,315 mm	1,315 mm to 2,315 mm	1,315 mm to 1,815 mm	1,315 mm to 1,815 mm	721008
6,0	2,316 mm to 2,815 mm	2,316 mm to 2,815 mm	1,816 mm to 2,315 mm	1,816 mm to 2,315 mm	721005
7,0	2,816 mm to 3,815 mm		2,316 mm to 2,815 mm		721006
7,5		2,816 mm to 3,815 mm		2,316 mm to 3,315 mm	721007
8,0	3,816 mm to 4,815 mm		2,816 mm to 3,815 mm		721018

Balancing springs for S round beams with lights

NEW

Ø	S round beam with lights	S round beam with lights and foot	S round beam with lights and skirt	S round beam with lights, skirt and foot	Item code
5,5	0 to 2,300 mm	0 to 2,300 mm			721008
6,0	2,310 to 3,300 mm		0 to 2,300 mm	0 to 2,300 mm	721005
7,5	3,310 to 4,300 mm	2,310 to 3,300 mm	2,310 to 3,300 mm	2,310 to 3,300 mm	721006
8,0	4,310 to 5,000 mm	3,310 to 4,300 mm	3,310 to 4,300 mm		721018

Balancing springs for S round beams S

NEW

Ø	S round beam	S round beam with foot	S round beam with skirt	S round beam with skirt and foot	Item code
5,5	0 to 2,300 mm	0 to 2,300 mm	0 to 2,300 mm		721008
6,0	2,310 to 3,300 mm			0 to 2,300 mm	721005
7,5	3,310 to 4,300 mm	2,310 to 3,300 mm	2,310 to 3,300 mm	2,310 to 3,300 mm	721006
8,0	4,310 to 5,000 mm	3,310 to 4,300 mm	3,310 to 4,300 mm		721018

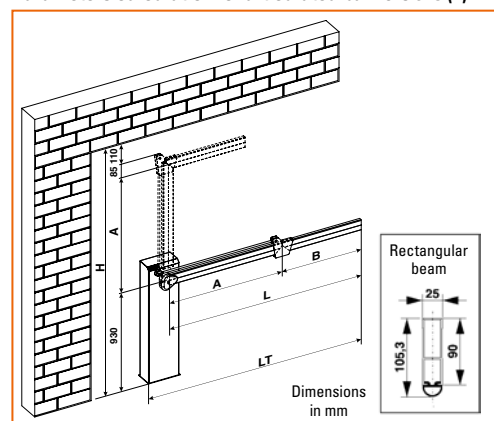
Balancing springs for 615 BPR Rapid

Ø	Rectangular beam	Round beam	S round beam	Item code
5,5	1,315 mm to 2,315 mm	0 mm to 2,500 mm	0 mm to 2,300 mm	721008

Balancing springs for S round beams

Ø	Round beam	Item code
5,5	1,500 mm to 3,000 mm	721008
6,0	3,001 mm to 4,000 mm	721005
7,5	4,001 mm to 5,000 mm	721006

Parameters calculation for articulated barriers 615 (*)



Balancing springs for articulated barrier 615

L (mm)	A (mm)	Item code
1.815	815 to 1,314	721008
	2,815	721005
2.815	815 to 1,314	721008
	1,315 to 2,075	721005
3.815	815 to 2,075	721006

L = Beam length
H = Floor to ceiling height (max. 3.20 m)
A = H - 1.155 mm

Notes

- (*) The 615 STANDARD barrier bodies are already designed for the articulated beam, to be constructed with the articulation kit (max ceiling height 3.20 m). See Specific Accessories for 615 on the previous page.
- IMPORTANT:** the rectangular beam has a profile in anti-impact rubber; for balancing reasons, "active" safety edges cannot be installed on the beam profile.

OTHER ACCESSORIES



Key-operated push-buttons
page 159



Photocells and Columns
page 163



Safety devices
page 166



Flashing lamps
page 167



Transmitters
page 156



Various accessories
page 168