

GT8400

NABCO Swing Door Operator



The NABCO GT8400 Surface-mounted Swing Door Operator is engineered for interior and exterior use, and designed to automate essentially any new or existing door frame. This heavy-duty system can handle pedestrian traffic under the busiest conditions. Its proven mechanical design provides smooth, long-lasting operation. NABCO ensures the highest level of customer satisfaction and the lowest failure rate.

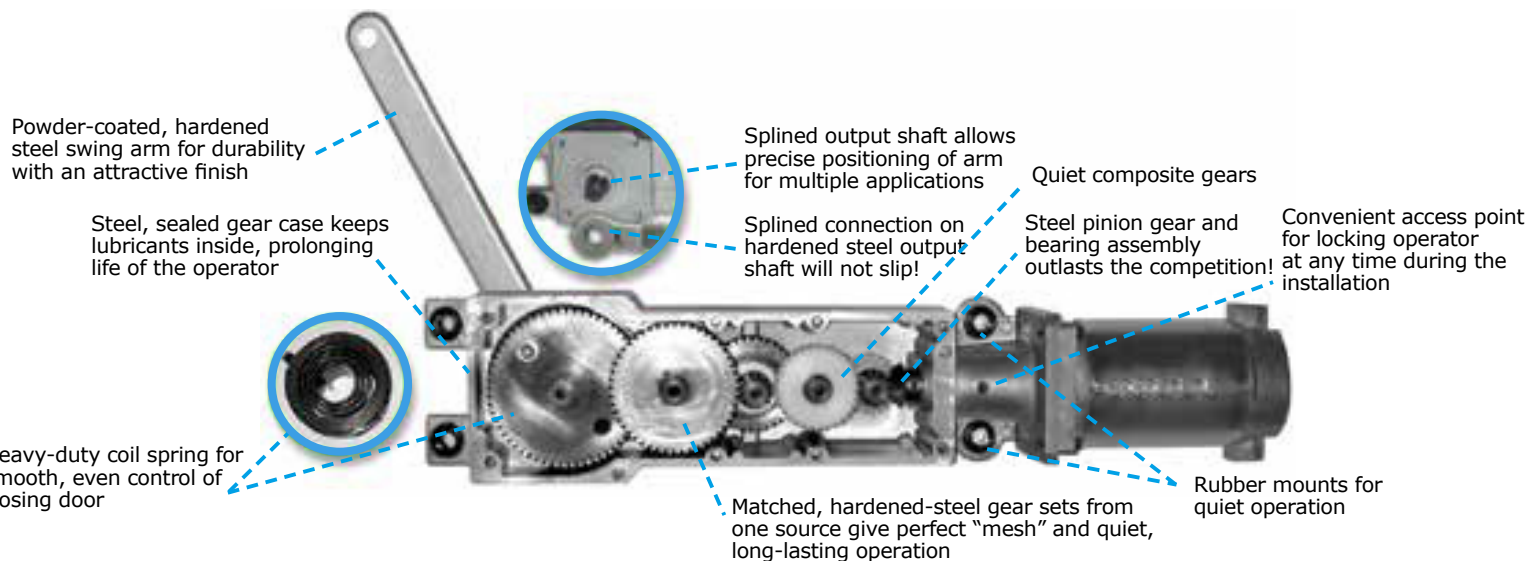
Features

- Works with new or existing door frames
- Works with butt-hung, offset pivot or center pivot door without requiring the special linkage making it easy to install
- Optional length headers for improved appearance
- Heavy-duty spring closer
- Heavy-duty all steel motor and mechanical gear box outperforms the competition
- Panic breakout available for center pivoted doors –allows in-Swinging doors to swing out in case of emergency

Specifications

Model	GT8400	
Air Tightness	BS EN 12207 : Class 2	
	Single	
Max. Door Weight	250kg	
Operation	Power open, Spring close	
Open Timer	1– 30s adjustable	
Size of Operator	140mm (D) x 152mm (H)	
Operating Voltage	220V AC $\pm 10\%$ 50/60Hz	

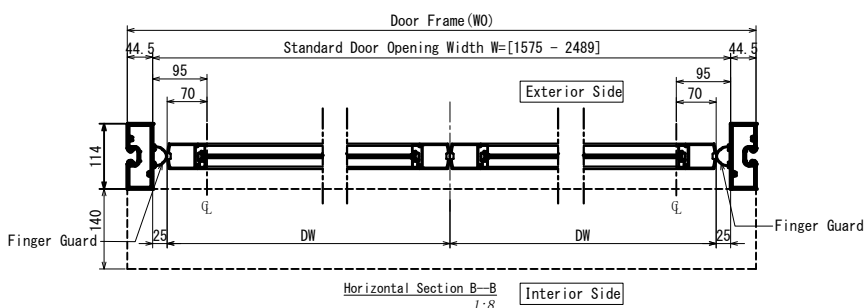
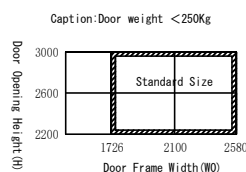
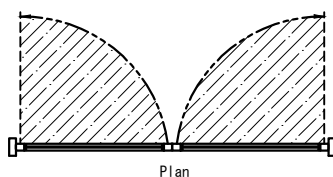
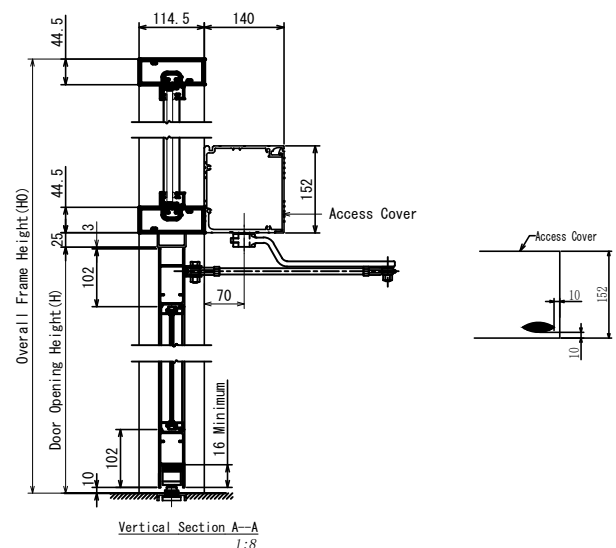
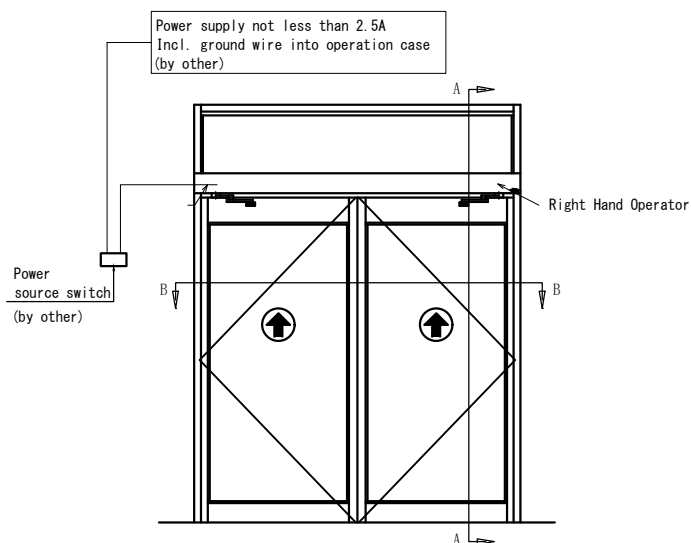




- Passed the one-million-cycle endurance test
- Separate components allow for lower repair costs

CONFIGURATIONS:

The GT8400 is available for multiple configurations, such as single doors, simultaneous pairs, and dual egress, as well as the Opman configuration, which is a single continuous header for a pair of doors containing a manual closer on one side and an automatic operator on the other.



Specification

Item	Standard	Option
Door Material	Aluminum	-
Glass	Tempered Glass	Laminated Glass or insulated Glass
Glass Thickness	10mm	12mm/25mm
Active Sensor	EAGLE6	Option
Electric lock	-	Option
Lock	-	Option
Panic Latch	N/A	-
Finger Guard	N/A	Exist
Transom	N/A	Exist